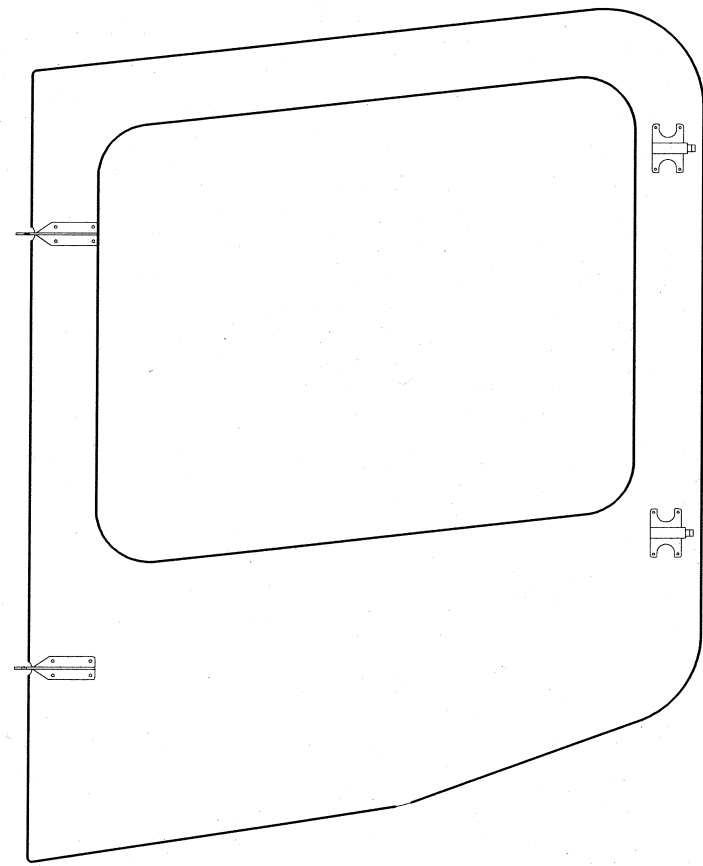
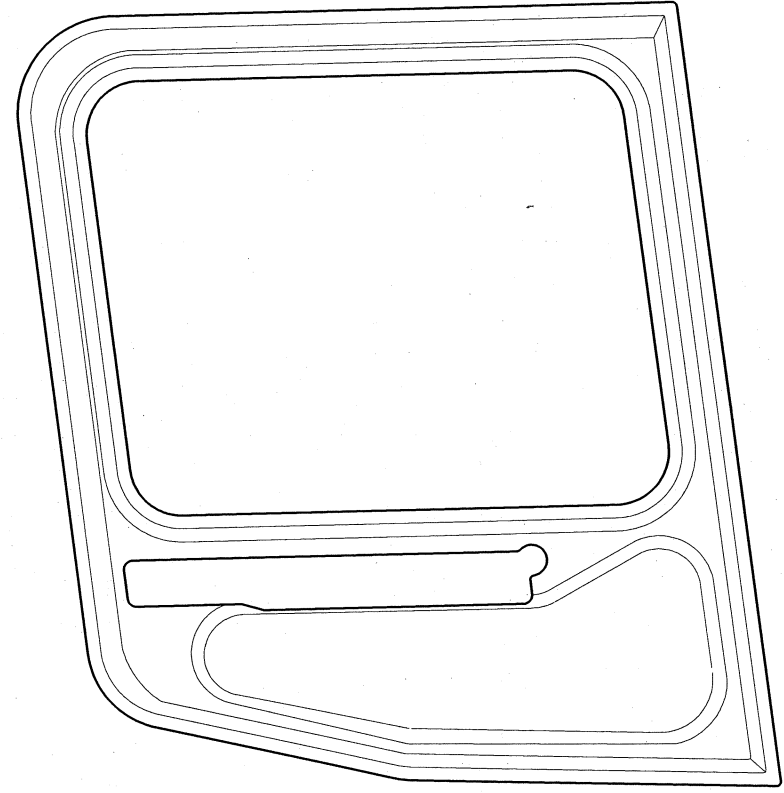


ZONE		REV	REVISIONS	DATE	APRVD BY
	A		RENAMED DRAWING	06 OCT 10	CED
	B		ADDED SHEET 3	9/14/12	CDB

OUTER SKIN VIEW



INNER SKIN VIEW

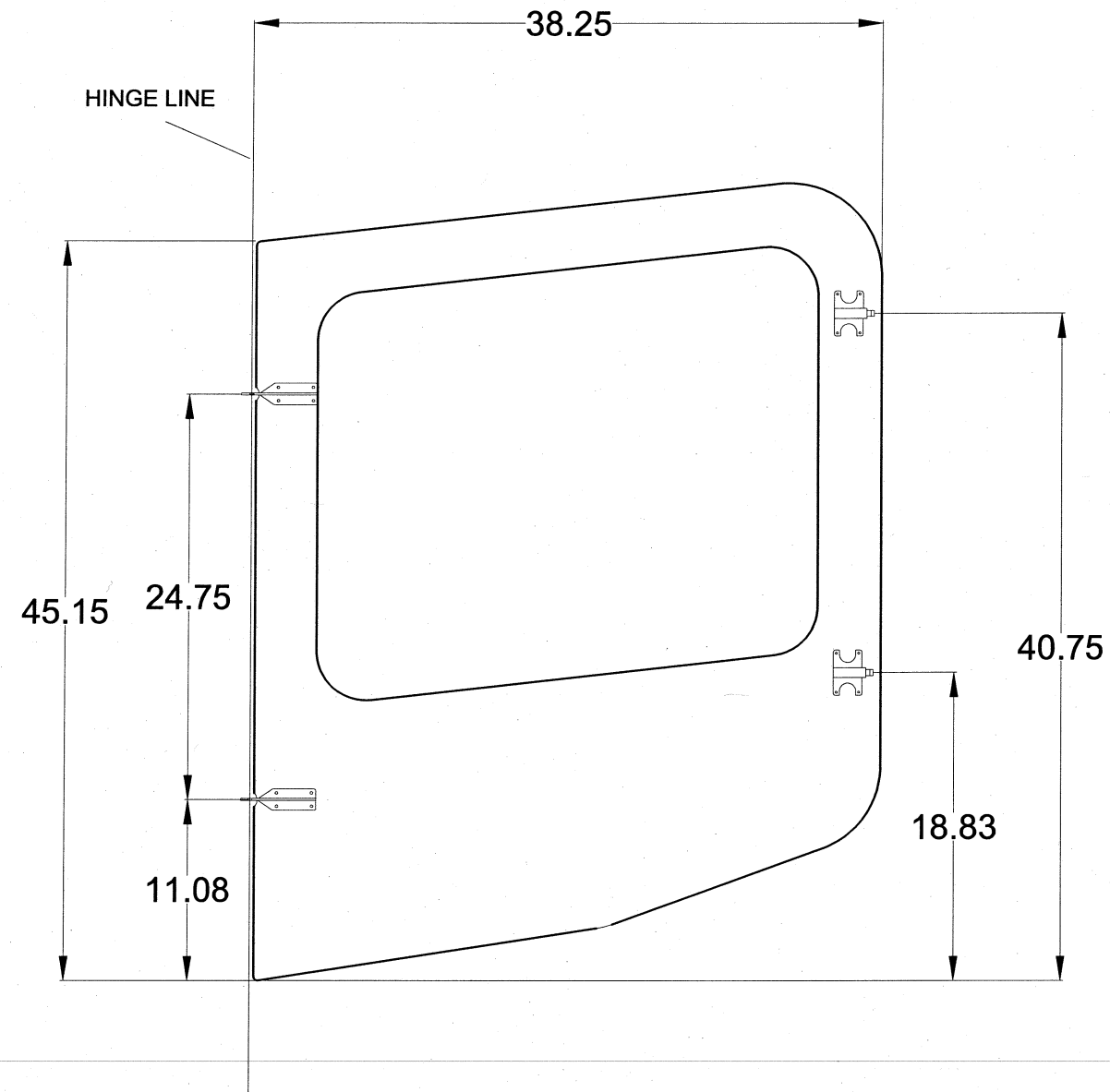


THIS DRAWING INCLUDES INFORMATION PROPRIETARY TO AIRGLAS, INC. AND IS SUBMITTED FOR EVALUATION ONLY AND SHALL NOT BE USED TO MANUFACTURE OR REPRODUCE WITHOUT PERMISSION OF AIRGLAS, INC.

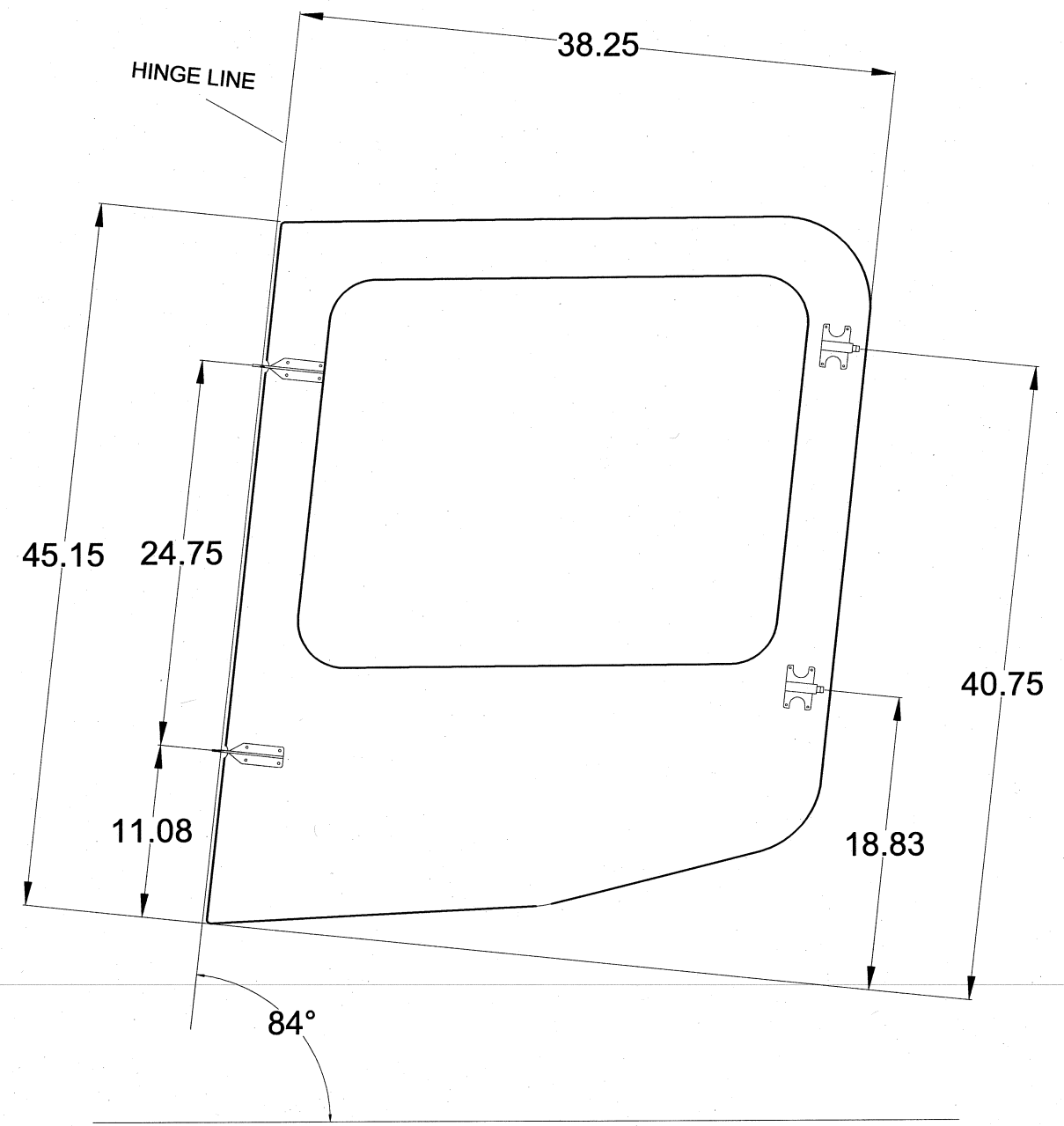
UNLESS OTHERWISE SPECIFIED DIMENSIONS ARE IN INCHES		CONTRACT NO.		Airglas, Inc. Anchorage, Alaska	
DECIMALS: X ± .1 XX ± .03 XXX ± .010		SPEC. CONTROL NO.		CARBON BELL 206L AFT LH DOOR MOLDING	
ANGLES: X' ± 2"		Approved by: WKL		Size Code Ident.No.	
MATERIAL: STEEL, ALLUM., MAG. CAST		Checked by: CED		B 17564 L206L CARBON-01	
HEAT TREAT: MIL - H - 6875, MIL - H - 6888, MIL - H - 6857		Drawn by: JDH		REV: B	
NEXT ASSY. USED ON		Date: 14 JUNE 2010		Scale: 1:5 Sheet: 1 OF 3	
APPLICATION					

ZONE	REV	REVISIONS		DATE	APRVD BY
		DESCRIPTION			
A		RENAMED DRAWING		06 OCT 10	CED
B		ADDED SHEET 3		9/14/12	CDB

Hinge line perpendicular to horizontal plane



Door, As Installed On Aircraft View



THIS DRAWING INCLUDES INFORMATION PROPRIETARY TO AIRGLAS, INC. AND IS SUBMITTED FOR EVALUATION ONLY AND SHALL NOT BE USED TO MANUFACTURE OR REPRODUCE WITHOUT PERMISSION OF AIRGLAS, INC.

UNLESS OTHERWISE SPECIFIED DIMENSIONS ARE IN INCHES		CONTRACT NO.	Airglas, Inc. Anchorage, Alaska	
Bell 206L-4	DECIMALS $X \pm .1$	SPEC. CONTROL NO.		
Bell 206L-3	ANGLES $X' \pm 2'$	Approved by: WKL		
Bell 206L-1	HEAT TREAT	Checked by: CED		
Bell 206L	GOV. SPEC.	Drawn by: JDH	Size	Code Ident.No.
NEXT ASSY.	USED ON	Date: 14 JUNE 2010	B	17564
APPLICATION		Scale	L206L CARBON-01	REV
		1:5		B
			Sheet	2 OF 3

ZONE REV		REVISIONS DESCRIPTION	DATE	APRVD BY
A		RENAMED DRAWING	06 OCT 10	CED
B		ADDED SHEET 3	9/14/12	CDB

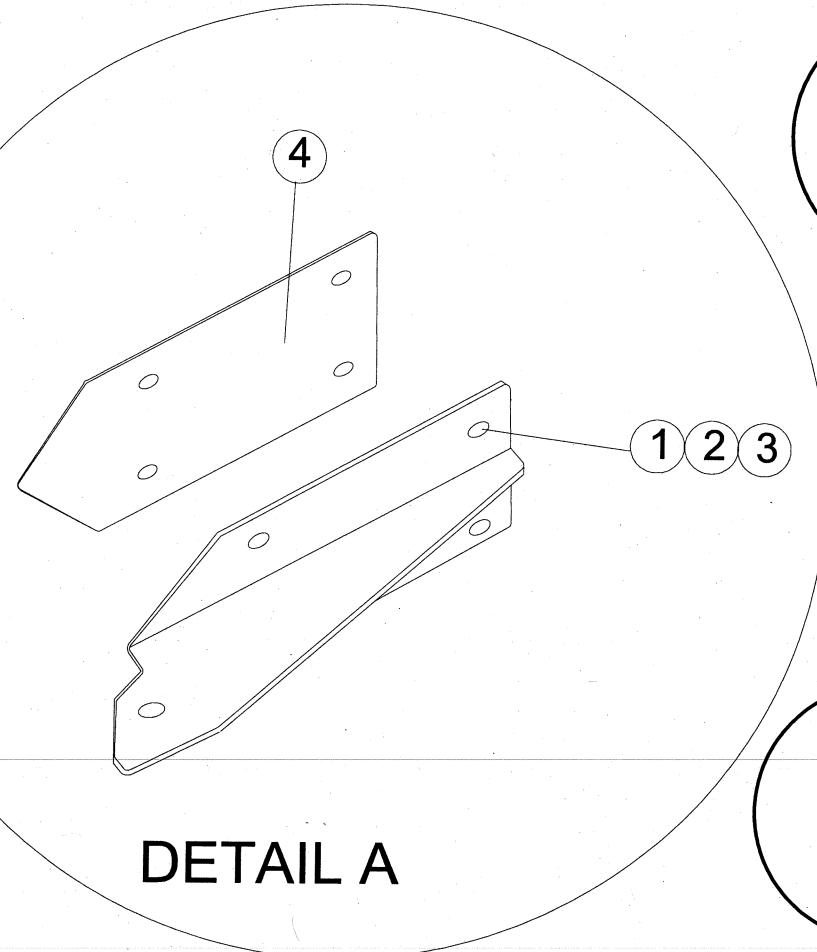
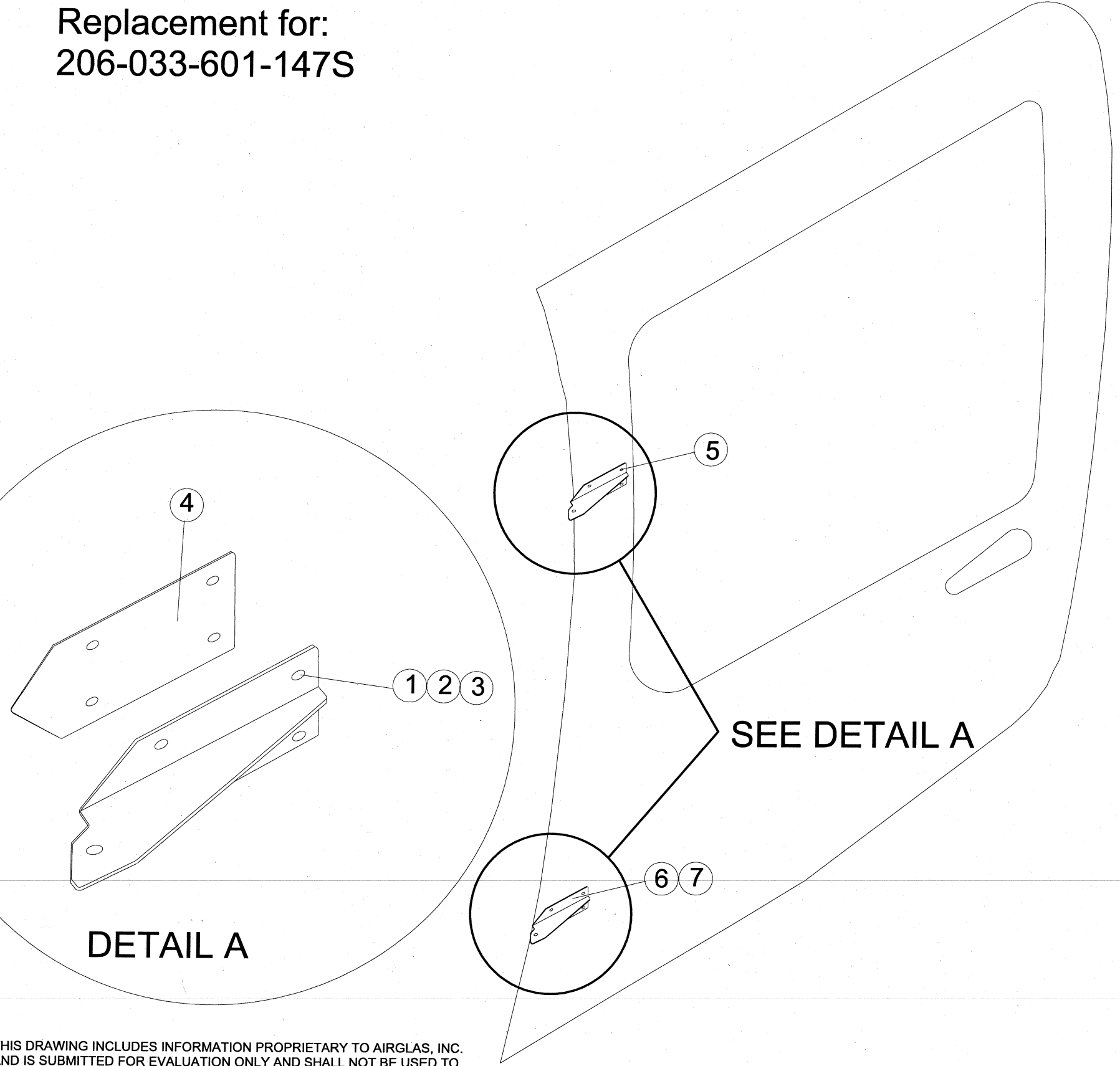
L206L Carbon-01 FAA-PMA
Replacement for:
206-033-601-147S

NOTES:

1. REFER TO BHT-206L-SERIES IPB FIGURE 52-99-00 FOR LOWER HINGE USE ON CODE.
2. ITEM 1 LENGTH AS REQUIRED
3. ATTACHING PARTS NOT SUPPLIED.

D
C
B
A

D
C
B
A



SEE DETAIL A

ATTACHING PARTS			
NO.	QTY	PART NO.	DESCRIPTION
1	8	AN525-832R(X)	SCREW
2	8	NAS1149FN832P	WASHER
3	8	MS21044N08	NUT
4	AR	206-033-601-065	SHIM
5	1	206-033-636-001	HINGE UPPER
6	1	206-033-636-009	HINGE LOWER
7	1	206-033-636-007	HINGE LOWER (A)

THIS DRAWING INCLUDES INFORMATION PROPRIETARY TO AIRGLAS, INC. AND IS SUBMITTED FOR EVALUATION ONLY AND SHALL NOT BE USED TO MANUFACTURE OR REPRODUCE WITHOUT PERMISSION OF AIRGLAS, INC.

UNLESS OTHERWISE SPECIFIED DIMENSIONS ARE IN INCHES		CONTRACT NO.	Airglas, Inc. Anchorage, Alaska	
Bell 206L-4	DECIMALS X ± 1	SPEC. CONTROL NO.	CARBON BELL 206L AFT LH DOOR MOLDING	
Bell 206L-3	ANGLES XX ± .03 X' ± 2"			
Bell 206L-1	XXX ± .010			
Bell 206L				
NEXT ASSY.	USED ON	MATERIAL HEAT TREAT GOV. SPEC.	Approved by: JDH	Size Code Ident.No.
		STEEL MIL - H - 6875	Checked by: JDH	B 17564
		ALUM. MIL - H - 6088	Drawn by: CDB	L206L CARBON-01
		MAG. CAST MIL - H - 6857	Date: SEP 14, 2012	REV B
APPLICATION		Date: SEP 14, 2012	Scale: NTS	Sheet 3 OF 3

8 7 6 5 4 3 2 1