

REVISIONS				
ZONE	LTR	DESCRIPTION	DATE	APPROVED
	A	TORQUE VALUES ADDED	14 Apr 2010	CED
	B	ADDED DIM. TOLERANCE	08 JUN 2011	CED
	C	ADDED DOORS, DETAILED STRAP P/N'S, ADDED BAGGAGE CAPACITY	23 FEB 2012	CDB

**NOTES**

- SEE DRAWING NO. LC18H-3, 4 FOR DIMENSIONS AND SPECIFICATIONS OF CARGO STRAP
- PART # LC18H-RHB ATTACH HOLES WILL BE LOCATED BY CUSTOMER TO MATCH EXISTING FASTENER LOCATIONS OF RIGHT HAND AFT BAGGAGE COMPARTMENT. EXISTING FASTENERS ON THE LC18H-RHB WILL BE REPLACED USING NAS220-9 SCREWS. AIRCRAFT WITHOUT AFT CARGO COMPARTMENT (A-1, A-1A) WILL USE LTC18-8 CLAMP TO ATTACH TO LONGERON.
- THE L44000-11-10 TABS ARE ATTACHED USING GEAR LEG BOLTS (INSTALLER WILL DETERMINE IF GRIP CHANGE IS REQUIRED). TABS CAN STAY IN PLACE TO REDUCE LABOR REQUIREMENTS IF CARGO POD IS TEMPORARILY REMOVED.

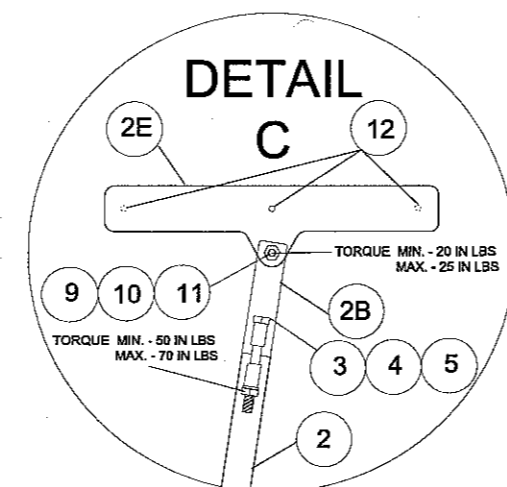
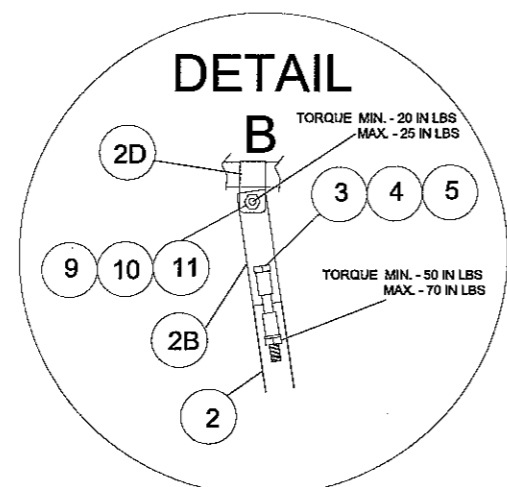
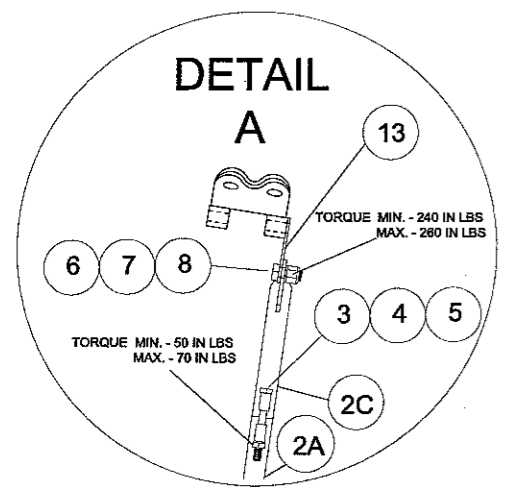
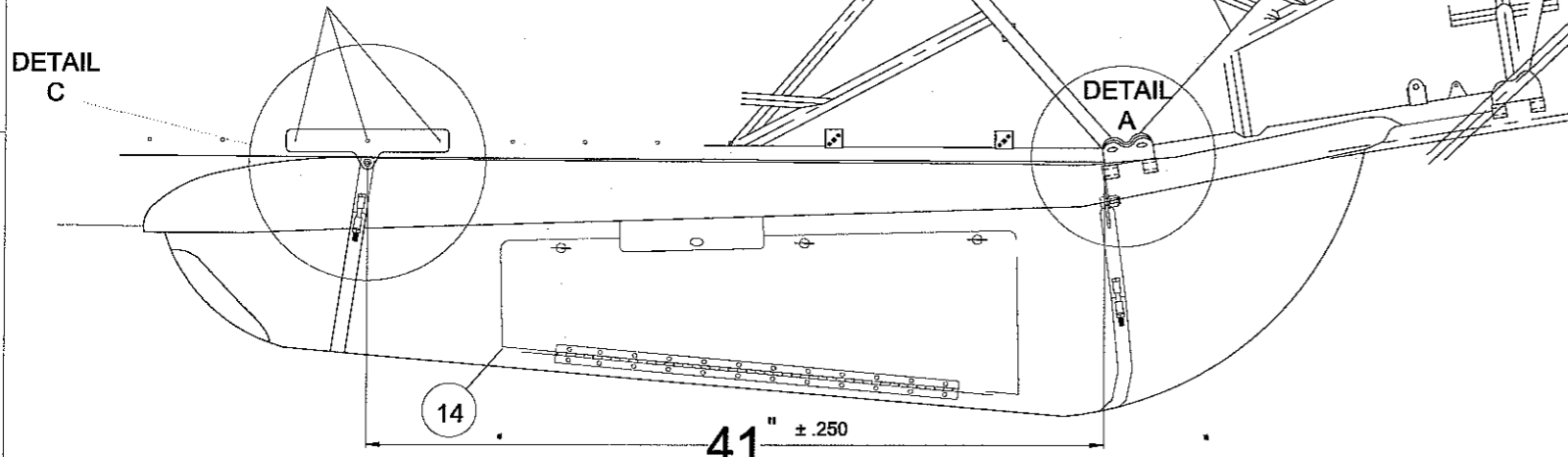
**BAGGAGE CAPACITY LIMITED TO A MAXIMUM OF 169 LBS.**

15 16 17

NO.	QTY	CODE IDENT. NO.	PART NUMBER	DESCRIPTION	STOCK SIZE	MATERIAL	MATERIAL SPEC.	UTS 1000	FINISH	CALC. UNIT	ACT. WT	ZONE
17		17564	LTC18-2B-2	STRAP								
16		17564	LTC18-2B-1	DOUBLER								
15		17564	LTC18-2B	REAR DOOR								
14		17564	LTC18-2	SIDE DOOR								
13	2	17564	L44000-11-10	TAB								
12	3		NAS220-9	SCREW								
11	2		AN365-1032A	NUT								
10	2		AN960-10	WASHER								
9	2		AN3-4A	BOLT								
8	2		AN365-624A	NUT								
7	2		AN960-616	WASHER								
6	2		AN6-6A	BOLT								
5	4		AN365-428A	NUT								
4	4		AN960-416	WASHER								
3	4	17564	MS90727-16	BOLT (MODIFIED)								
2E	1	17564	LC18H-RHB	STRAP (NOTE 2)								
2D	2	17564	LTC18-8	CLAMP (NOTE 2)								
2C	2	17564	LTC18-6	STRAP ASSY.								
2B	2	17564	LTC18-5	STRAP ASSY.								
2A	1	17564	LC18H-4	FRONT STRAP (CENTER)								
2	1	17564	LC18H-3	REAR STRAP (CENTER)								
1	1	17564	LC18H-1	POD								
X		17564	LC18H	POD KIT								

NOTE: EXISTING FASTENER LOCATION OF RIGHT HAND AFT CARGO BAGGAGE COMPARTMENT. REPLACE WITH NAS220-9 SCREWS.

DETAIL C



APPLICATION		UNLESS OTHERWISE SPECIFIED DIMENSIONS ARE IN INCHES		CONTRACT NO.		SPEC. CONTROL NO.	
AVIAT A-1C	DECIMALS X ± .1	ANGLES	X° ± 2'	<b>Airglas, Inc.</b> Anchorage, Alaska		<b>HUSKY CARGO POD INSTALLATION</b>	
AVIAT A-1B	XX ± .03	X° ± 2'					
AVIAT A-1A	XXX ± .010	HEAT TREAT GOV. SPEC.		Approved by: WKL		Checked by: CED	
AVIAT A-1	STEEL MIL - H - 6875	MATERIAL		Drawn by: JDH		Size	Code Ident.No.
NEXT ASSY.	ALUM. MIL - H - 6088	MAG. CAST MIL - H - 6857		Date: 14 Apr 2010		B	17564
						LC18H	REV
						Scale: No Scale	C
						Sheet	1 of 1