

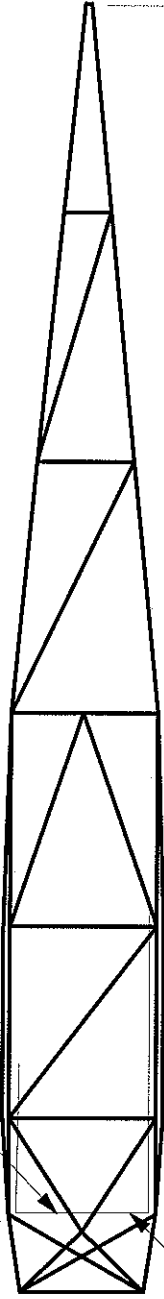
1

2

REVISION	DESCRIPTION	DATE	APPROVED BY
A	NOTE ADDED	10/20/95	CEB

WIRE HARNESS

-7.75



TOP VIEW

PREFERRED SWITCH LOCATION, STA: -7.75

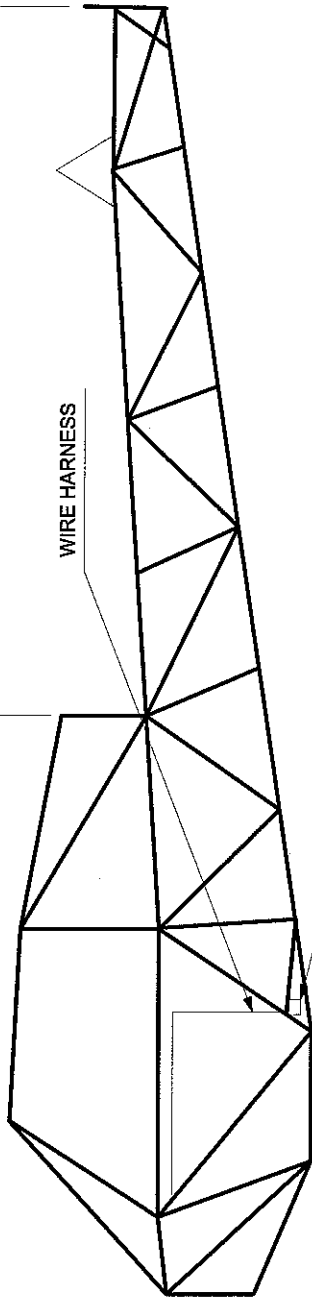
B

B

+190.0

+76.5

WIRE HARNESS



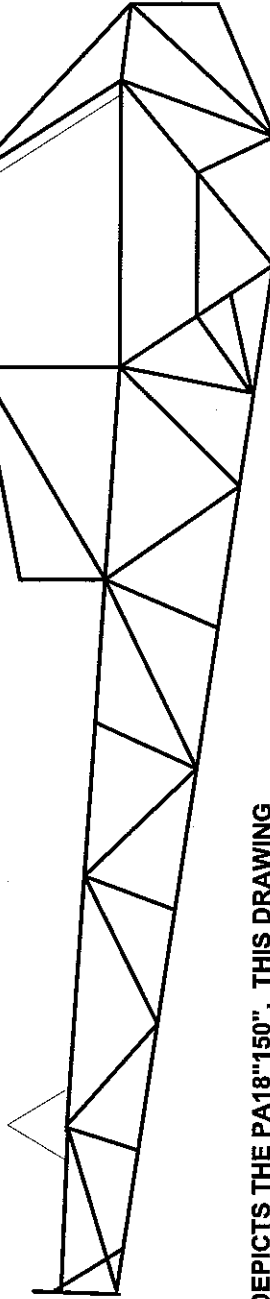
LEFT VIEW

AUX FUEL PUMP, STA: +32.0

C/B LOCATION, STA: +21.0

+24.0

WIRE HARNESS



RIGHT VIEW

A

A

NOTE: THIS DRAWING DEPICTS THE PA18"150". THIS DRAWING CAN BE USED AS A GENERAL REFERENCE FOR OTHER AIRCRAFT, HOWEVER COMPLIANCE WITH ALL REQUIREMENTS (i.e. FAA & MANUFACTURER) MUST BE MET.

NOTE: STATIONS ARE SHOWN IN INCHES, + AFT OF WING LEADING EDGE

Airglas, Inc.
ANCHORAGE, ALASKA

WIRE ROUTING, PA-18 "150"

AUX. FUEL PUMP

DRAWN BY: Gary Landes

Drawing no. LTC18-11

DATE: 11-15-95

SCALE: -----

REV: A

1

2